

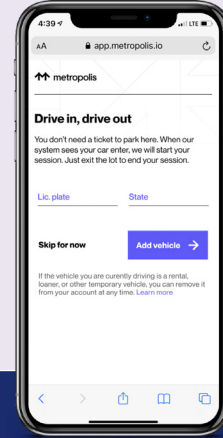
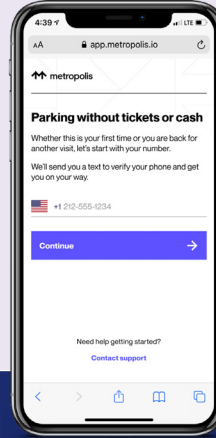
Welcome to Metropolis!

How to Sign Up



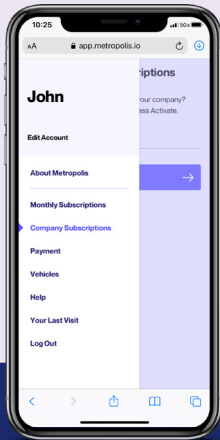
1. Scan

Scan the QR code with your phone, or open the Metropolis website in your web browser.



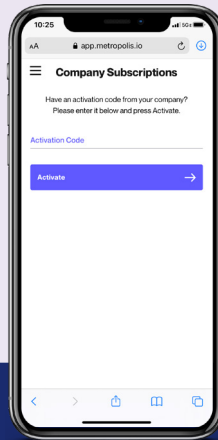
2. Create Your Profile

Enter your phone number and link your license plate. You'll be asked to enter your credit card information which is optional. Entering your credit card enables seamless access to the entire network.



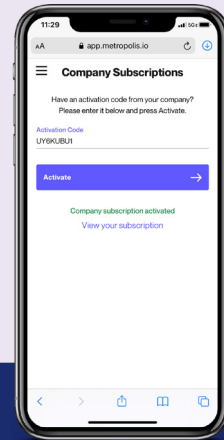
3. Add Subscription

In the menu, tap "Company Subscriptions".



4. Link Code

Enter the code provided by your company's admin. This will grant seamless access to park: no hang tags needed.



5. Done!

You're all set - no other action is needed!

